

#6-SHERIDAN

Times are approximate and may vary due to weather, road, and traffic conditions.

LEAVE TRANSIT CENTER	MAIN & SHERIDAN	SHERIDAN VILLAGE	EVERGREEN SQUARE	JOAN CT.	EVERGREEN SQUARE	EVERGREEN SQUARE	SHERIDAN VILLAGE	SHERIDAN & MAIN	ARRIVE TRANSIT CENTER	
MONDAY thru FRIDAY										
			FROM GARAGE				5:46	5:50	5:59	6:05
			FROM GARAGE				6:16	6:20	6:29	6:35
6:15	6:21	6:30	6:32				6:46	6:50	6:59	7:05
6:45	6:51	7:00	7:02				7:16	7:20	7:29	7:35
7:15	7:21	7:30	7:32				7:46	7:50	7:59	8:05
7:45	7:51	8:00*		8:05	8:08		8:16	8:20	8:29	8:35
8:15	8:21	8:30	8:32				8:46	8:50	8:59	9:05
8:45	8:51	9:00	9:02G							
9:15	9:21	9:30*		9:35	9:38		9:46	9:50	9:59	10:05
10:15	10:21	10:30	10:32				10:46	10:50	10:59	11:05
11:15	11:21	11:30	11:32				11:46	11:50	11:59	12:05
12:15	12:21	12:30*		12:35	12:38		12:46	12:50	12:59	1:05
1:15	1:21	1:30	1:32				1:46	1:50	1:59	2:05
			FROM GARAGE				2:16	2:20	2:29	2:35
2:15	2:21	2:30*		2:35	2:38		2:46	2:50	2:59	3:05
2:45	2:51	3:00	3:02				3:16	3:20	3:29	3:35
3:15	3:21	3:30*		3:35	3:38		3:46	3:50	3:59	4:05
3:45	3:51	4:00	4:02				4:16	4:20	4:29	4:35
4:15	4:21	4:30	4:32				4:46	4:50	4:59	5:05
4:45	4:51	5:00	5:02				5:16	5:20	5:29	5:35
5:15	5:21	5:30	5:32				5:46	5:50	5:59	6:05
5:45	5:51	6:00	6:02G							
SATURDAY										
			FROM GARAGE				7:46	7:50	7:59	8:05
8:15	8:21	8:30	8:32				8:46	8:50	8:59	9:05
9:15	9:21	9:30*		9:35	9:38		9:46	9:50	9:59	10:05
10:15	10:21	10:30	10:32				10:46	10:50	10:59	11:05
11:15	11:21	11:30	11:32				11:46	11:50	11:59	12:05
12:15	12:21	12:30*		12:35	12:38		12:46	12:50	12:59	1:05
1:15	1:21	1:30	1:32				1:46	1:50	1:59	2:05
2:15	2:21	2:30	2:32				2:46	2:50	2:59	3:05
3:15	3:21	3:30*		3:35	3:38		3:46	3:50	3:59	4:05
4:15	4:21	4:30	4:32				4:46	4:50	4:59	5:05
5:15	5:21	5:30	5:35G							

* These trips do not serve the back of Sheridan Village.

G - To Garage








LIGHTFACE denotes AM times

BOLDFACE denotes PM times

#6 Route - Sheridan



Legend

-  Centerline of Roads
-  Expressway
-  Primary road
-  Route 6
-  Important Point
-  Major Employer
-  Transit Center

